



Investment Strategy

The International Fixed Income Fund, (the "Fund") seeks capital appreciation and current income. The Fund will invest primarily in investment-grade foreign government and corporate fixed-income securities, as well as foreign asset- and mortgage-backed fixed income securities. Under normal circumstances, the Fund will hold securities from issuers in at least three countries other than the United States, and it is expected that at least 40% of the Fund's net assets will be invested in non-U.S. securities.

Investment Philosophy and Process

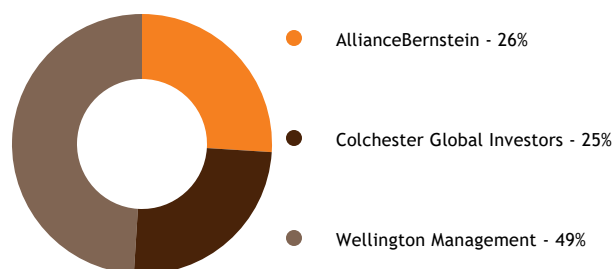
The Fund uses a multi-manager approach to portfolio construction that seeks to generate excess returns (i.e., returns in excess of benchmark) and at the same time provide diversification by avoiding over-concentration in a single investment style, sector or market trend. Our analysis seeks to identify each manager's competitive advantage and characteristics of that advantage that can be monitored on an ongoing basis. Asset allocation to a given manager is based on the manager's skill set, the current macro economic environment, and the risks inherent in each manager's strategy.

Fund Details

Total Net Assets	\$446.16 Million
Share Class	Class Y
Ticker	SIFIX
CUSIP	78411R794
Inception Date	September 01, 1993
Expenses Before Waivers	0.77%
Expenses After Waivers*	0.76%

* Fee waivers are voluntary and may be discontinued at any time.

Manager Allocations



Manager Details

Manager	Start Date	Key Attributes
AllianceBernstein	Jan 11, 2006	Country, sector and issuer selection focus
Colchester Global Investors	Oct 19, 2017	Pursues macro-driven returns, benchmark agnostic
Wellington Management	Oct 7, 2009	Strong research and organizational structure

Performance Review

	Cumulative (%) as of Mar 31, 2024			Annualized (%) as of Mar 31, 2024				
	1 Month	3 Month	YTD	1 Year	3 Year	5 Year	10 Year	Since Inception
International Fixed Income Fund	0.81	0.11	0.11	4.78	-0.77	0.58	2.07	3.66

Calendar Year Returns (%)

	2023	2022	2021	2020	2019	2018	2017	2016
International Fixed Income Fund	7.36	-8.93	-1.97	3.25	6.81	2.08	2.10	4.75

The inception date provided is for the Fund's oldest share class, Class F. Performance prior to Oct 30, 2015, the inception date of the Class Y shares, is that of Class F.

The performance data quoted represents past performance. Past performance does not guarantee future results. The investment return and principal value of an investment will fluctuate so that an investor's shares, when redeemed, may be worth more or less than their original cost, and current performance may be lower or higher than the performance quoted. For performance data current to the most recent month end, please call 1-800-DIAL-SEI.

To determine if the Fund is an appropriate investment for you, carefully consider the investment objectives, risk factors and charges, and expenses before investing. This and other information can be found in the Fund's full or summary prospectus, which can be obtained by calling 1-800-DIAL-SEI. Read the prospectus carefully before investing.

Portfolio Characteristics

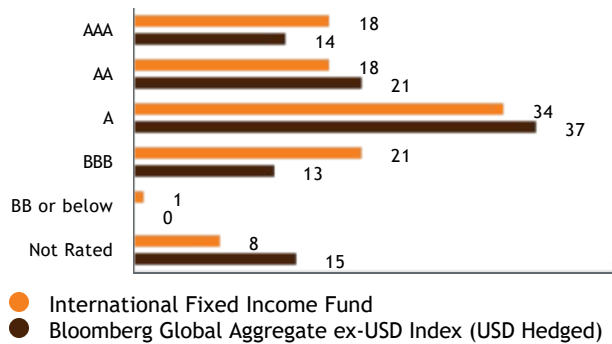
	Fund	Index
Effective Duration (Years)	6.85	7.06
Weighted Average Life (Years)	8.57	8.66
30-day SEC Yield (%)	2.53	N/A
Unsubsidized 30-day SEC Yield (%)	2.52	N/A
Number of Holdings	638	13,312

Top 10 Holdings (excluding cash)

	% of Net Assets
JAPAN (GOVERNMENT OF) 0.10% 12/20/2026	2.12
JAPAN (GOVERNMENT OF) 0.10% 12/20/2031	1.72
CHINA PEOPLES REPUB 3.12% 10/25/2052	1.39
JAPAN (GOVERNMENT OF) 2.30% 03/20/2040	1.31
UNITED STATES TREASURY TBILL 0.00% 06/13/2024	1.23
ITALY (REPUBLIC OF) 3.80% 08/01/2028	1.13
FRANCE (REPUBLIC OF) 2.50% 09/24/2026	1.06
JAPAN (GOVERNMENT OF) 1.70% 06/20/2033	1.05
GERMANY (FEDERAL REPUBLIC OF) 2.40% 10/19/2028	0.99
CHINA 2.40% 07/15/2028	0.95

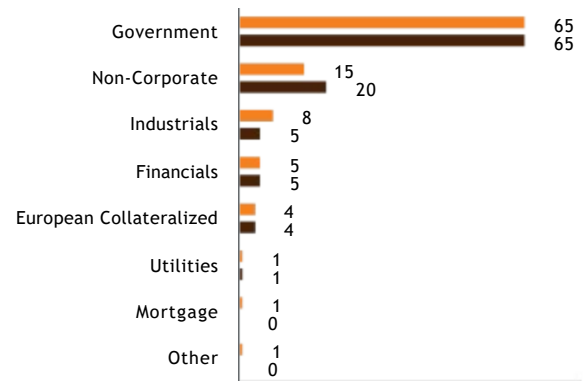
Holdings are subject to change.

Credit Quality - (ex-cash) (% of portfolio)



The credit quality of a fund's holdings is derived using Standard & Poor's as the ratings source. The purpose of the ratings is to provide investors with a simple system of gradation by which relative creditworthiness of a fund's securities may be noted. Ratings are measured on a scale that generally ranges from AAA (highest) to D (lowest).

Sectors - (ex-cash) (% of portfolio)



International Fixed Income Fund
Bloomberg Global Aggregate ex-USD Index (USD Hedged)

Risk Information

There are risks involved with investing including loss of principal. There is no assurance that the objectives of any strategy or fund will be achieved or will be successful. No investment strategy, including diversification, can protect against market risk or loss.

International investments involve heightened risks related to unfavorable fluctuation in currency values, from differences in generally accepted accounting principles or from economic or political instability in other nations. Emerging Markets involves the same factors as well as increased volatility and lower trading volume. Bonds and bond funds will decrease in value as interest rates rise. High yield bonds involve greater risks of default or downgrade and are more volatile than investment grade securities, due to the speculative nature of their investments. Mortgage-backed securities are subject to prepayment and extension risk and therefore react differently to changes in interest rates than other bonds. The Fund may invest in derivatives, which are often more volatile than other investments and may magnify the Fund's gains or losses. The Fund is not diversified.

Glossary and Important Information

30-day SEC Yield: An annualized yield based on the most recent 30 day period and includes any principal value changes to TIPS securities to reflect changes in the government's official inflation rate. Changes in the inflation rate can cause the fund's yield to vary substantially from one month to the next. An extraordinarily high SEC yield may be attributable to a rise in the inflation rate, which might not be repeated. The unsubsidized 30-day SEC Yield is an approximation illustrating the effect to the 30-day SEC Yield if fees were not waived during that period.

Effective Duration: Duration is a measure of a security's price sensitivity to changes in interest rates. Specifically, duration measures the potential change in value of a bond that would result from a 1% change in interest rates. The shorter the duration of a bond, the less its price will potentially change as interest rates go up or down; conversely, the longer the duration of a bond, the more its price will potentially change.

Weighted Average Life: The average number of years for which each dollar of unpaid principal on a loan or mortgage remains outstanding.

For those SEI products which employ a multi-manager structure, SIMC is responsible for overseeing the sub-advisers and recommending their hiring, termination, and replacement. SEI Investments Management Corporation (SIMC) is the adviser to the SEI Funds, which are distributed by SEI Investments Distribution Co. (SIDCO). SIMC and SIDCO are wholly owned subsidiaries of SEI Investments Company.

The Bloomberg Global Aggregate Bond Index is an unmanaged market-capitalization-weighted benchmark that tracks the performance of investment-grade fixed-income securities denominated in 13 currencies. The index reflects reinvestment of all distributions and changes in market prices.

• Not FDIC Insured • No Bank Guarantee • May Lose Value • © 2024 SEI®